

**JUKI®**



**1-needle, Semi-long Cylinder Bed, Lockstitch Machine  
with a Large Shuttle-hook for Extra-heavy-weight Materials**

**TSH-411** (Bottom feed)

**TSN-421** (Needle feed)

**TSU-471** (Top & bottom feed)

**TSC-441** (Unison feed)



**TSC-441**



# Four different feeding methods are available. Select the method which best suits the use of your machine.

## TSH-411 (Bottom feed)

The TSH-411 can be modified to sew sharp curves by replacing the presser foot with a roller presser.

Use: Decorative stitches on shoes, bag handles, etc.

## TSN-421 (Needle feed)

With its bottom feed and feed-dog feed, the machine sews articles entirely free from uneven material feed.

Use: Shoes, seat belts, etc.

## TSU-471 (Top&bottom feed)

The top feed amount is adjustable within the range of  $\pm 30\%$  of the bottom feed.

Use: Gloves, tents, bags, bag handles, shirring, tape-attachment with a binder installed on the machine, etc.

## TSC-441 (Union feed)

A top & bottom feed mechanism has been added to the machine's needle feed system. This ensures a higher feed efficiency and the production of higher-quality seams without uneven material feed.

Use: Bags, pouches, shoes, seat belts, etc.

### Higher lift of the presser foot


The lifting range of the presser foot is as high as 20 mm for smooth placement/removal of extra-heavy-weight materials.

### Frequency of bobbin thread replacement is reduced

The machine comes with a large shuttle-hook. This type of shuttle-hook helps to reduce the frequency of bobbin thread replacement and is best suited for the sewing of extra-heavy-weight materials sewn with lower-count threads.

### The bobbin winder is built into the front portion of the machine


The bobbin winder is built into the front portion of the machine arm for easy manipulation.



Large shuttle hook

### Wider space under the machine arm

The machine has a wider free space under the machine arm to allow the operator to easily place and remove a large sewing products. In addition, the machine has outstanding capabilities in the sewing of sharp curves.



## Specifications

Model name	TSH-411	TSN-421	TSU-471	TSC-441
Feed system	Bottom feed	Needle feed	Top & bottom feed	Unison feed
Max. sewing speed	800rpm			
Max. stitch length	11mm (normal/reverse feed)			
Needle bar stroke	56mm			
Lift of the presser foot	By pedal : 20mm / By hand : 12mm			
Alternating vertical movement	—		4~8mm	
Thread take-up	Cam-type			
Hook	Large shuttle-hook			
Needle	794Nm130~Nm280 (standard Nm230)			
Thread	#8~#0 (Japanese yarn count)			
Lubrication	By hand			
Free space for sewing	420mm			
Cylinder bed diameter	φ 81mm			
Weight of the machine head	56kg			

## When you place orders

Please note when placing orders, that the model name should be written as follows:

TSH-411 □ / □      TSU-471 / □  
TSN-421 □ / □      TSC-441 / □

Presser foot	Code
Standard	□
Roller presser	R

Auto-lifter	Code
Knee-switch type (AK-72A)	A
Pedal type (AK-72B)	B
Not provided	□

● To order, please contact your nearest JUKI distributor.

**JUKI**<sup>®</sup>  
JUKI CORPORATION  
INTERNATIONAL SALES H.Q.

8-2-1, KOKURYO-CHO, CHOFU-SHI,  
TOKYO 182-8655, JAPAN  
PHONE : (81) 3-3430-4001~4  
FAX : (81) 3-3430-4909,4914  
TELEX : J22967  
<http://www.juki.co.jp>

\* Specifications and appearance are subject to change without prior notice for improvement.  
\* Read the instruction manual before putting the machine into service to ensure safety.