



JUKI®

**1-needle, Semi-long Flat Bed, Lockstitch Machine
with a Large Shuttle-hook for Extra-heavy-weight Materials**

TU-273 (Top & bottom feed)

TNU-243 (Unison feed)



TNU-243

The machine is optimally suited for the sewing of extra-heavy-weight materials such as tents, seat belts, and bag handles.

TU-273 (Top & bottom feed)

The top feed amount is adjustable within the range of $\pm 20\%$ of the bottom feed amount.

TNU-243 (Unison feed)


Thanks to the TNU-243's unison-feed mechanism, the machine's higher feed efficiency guarantees the output of high-quality seams free from uneven material feed.

Higher lift of the presser foot

The lifting range of the presser foot is as high as 20 mm for smooth placement/removal of extra-heavy-weight materials.

Frequency of bobbin thread replacement is reduced

The machine comes with a large shuttle-hook. This type of shuttle-hook helps to reduce the frequency of bobbin thread replacement and is best suited for the sewing of extra-heavy-weight materials sewn with lower-count threads.



Large shuttle hook


The bobbin winder is built into the front portion of the machine

The bobbin winder is built into the front portion of the machine arm for easy manipulation.



Wider space under the machine arm

The machine has a wider free space under the machine arm to allow the operator to easily place and remove a large sewing products.



Specifications

Model name	TU-273	TNU-243
Feed system	Top & bottom-feed	Unison-feed
Max. sewing speed	800rpm	
Max. stitch length	15mm (normal/reverse feed)	
Needle bar stroke	56mm	
Lift of the presser foot	By hand: 12mm, By pedal: 20mm	
Alternating vertical movement	4~8mm	
Thread take-up	Cam-type	
Hook	Large shuttle-hook	
Needle (at the time of delivery)	794 (Nm230) Nm130~Nm280 or DY×3 #21~#28	
Thread	#8~#0, B92~B277, Nm=30/3~8/3	
Lubrication	By an oiler	
Lubricating oil	JUKI New Defrix Oil No.1 (equivalent to ISO VG7)	
Bobbin winder	Built on the machine arm	
Distance from needle to machine arm	420mm	
Bed size	656mm×253mm	
Weight of the machine head	65kg	

When you place orders

Please note when placing orders, that the model name should be written as follows:

TU-273/□

TNU-243/□

Auto-lifter	Code
Not provided	
Knee switch type (AK72A)	A
Pedal switch type (AK72B)	B

* To order, please contact your nearest JUKI distributor.

JUKI®

JUKI CORPORATION
INTERNATIONAL SALES H.Q.

8-2-1, KOKURYO-CHO, CHOFU-SHI,
TOKYO 182-8655, JAPAN
PHONE : (81) 3-3430-4001~4
FAX : (81) 3-3430-4909.4914
TELEX : J22967
http://www.juki.co.jp

* Specifications and appearance are subject to change without prior notice for improvement.
* Read the instruction manual before putting the machine into service to ensure safety.