



**FS700P**

**SERIES**

4-needle, feed-off-the-arm,  
interlock stitch machines for flatseaming



**FS700P**  
**SERIES**

*Step up to “Plus”*

The world first, completely enclosed type

# Completely enclosed type, 4-needle, feed-off-the-arm, interlock stitch machines for flatseaming




Point

01

## "Oil Barrier" type machines that completely block oil leakage. Adopting a state-of-the-art "Oil Barrier" technology!

- FS700P Series (4-needle, flatseamer) adopts the world's first machine bed equipped with a completely enclosed needle drive mechanism.
- In addition, the oil seal attached to various areas prevents oil leakage and oil splashes.
- FS700P Series is keeping high-quality and consistent stitches, and protects your important sewn products against oil stains, thanks to this high "Oil Barrier" effectiveness.


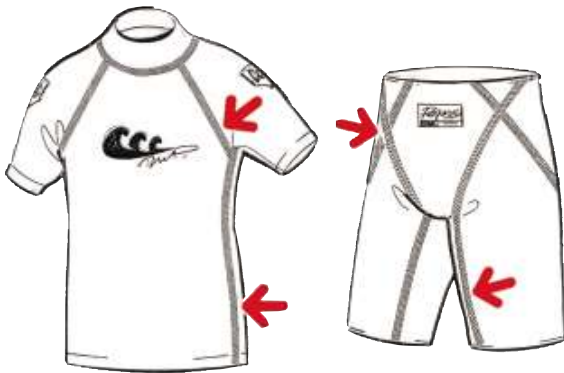


Point

02

**Responding to new material with consistent stitches, increasing the quality of sewn products**

- This series responds to difficult-to-sew fabric and/or new highly stretchable material, such as swimsuits, achieving high-quality and consistent stitches that have never been produced before, regardless of the operations.




Point

03

**Achieves neatly finished products with no yarn distortion on the fabric**

- Thanks to Pegasus' unique presser foot with the groove on its underside, the machines easily sew the difference on the cross seam sections of the overlapped areas.
- Therefore, the overlapped areas in tape binding and lace attaching operations on the fabric, such as briefs and panties, are flatly and beautifully finished, so they feel gentle on the skin without any uncomfortable touch.



## Close-up

### Easy maintenance

Timing adjustments of the needles and the loopers can be made from side of the arm bed. Differential feed ratio adjustments can be easily made by the lever.



### Various kinds of features that increase quality

Thanks to the floating foot mechanism, fine adjustments for the clearance between the presser foot and the needle plate can be effortlessly made with the adjustment nut, according to the thickness of the fabric. Fine adjustments for the presser foot pressure can also be made. These features eliminate seam jamming and fabric damage by the feed dog, achieving neatly finished products.



### Operator-friendly, safe design

The driving parts of the looper are completely covered. The set screw for the cylinder cover is designed to be out of the way of the sewing.



### Operators do not feel any stress with the easy-to-sew design, increasing productivity

The shape of the machines is designed to allow operators to sew the fabric in a comfortable posture. The design of the machines, featuring ease of operation with less stress, provides smooth sewing and increases production.



※ Equipped with direct drive motor (option)

## FS700P Devices

### Presser foot lift (PL)

Pressing the treadle with the heel raises the presser foot. Ease of operation decreases operator fatigue.

### Needle thread lubricating device (HR)

Helps the needle thread run smoothly through the machine, forming uniform stitches.



### Thread chain cutter (KH)

The thread chain is sucked into the device using compressed air to create a sucking force and then the thread chain cutter cuts it. No scissors are needed. Operating efficiency is dramatically increased.

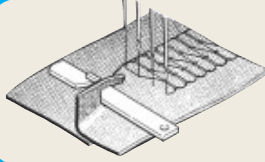
### Waste collector

Collects and sucks thread chain and fabric edge trimmings using compressed air.



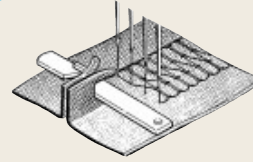
## Full line of subclasses

These subclasses respond to the diversified needs of the market, from underwear to garments made of fleece. Two types of cutting for the fabric edge are available, single and double edge trimmings.



### Single edge trimming (right-side edge trimming)

\*Left-side edge trimming is optional.



### Double edge trimming

## FS700P Subclasses

Application	Fabric weight	Machine model	Trimming	Remarks
Joining shoulders, closing sleeves and sides on light-weight fabrics, such as T-shirts, underwear and baby wear, Sewing tights, pantyhose and similar garments	Light to medium	FS701P-G0	Single edge	
Joining crotches of briefs (with a tape binding operation on the leg openings without braided elastic inserts), Sewing flies of boxer briefs, Joining crotches of panties	Light to medium	FS701P-G1	Single edge	With groove of presser foot (shallow)
Sewing files with attaching tape of briefs	Light to medium	FS701TP-G0 FS701TP-G0/B	Single edge	Without binder With binder
Side seaming to light weight fabric and stretchable material, such as swimming wear and sport wear	Light	FS703P-G2	Double edge	With groove of presser foot (shallow)
Attach crotch pieces and sewing files of boxer briefs and knit trunks	Light	FS703P-G2B	Double edge	With groove of presser foot (shallow)
Side seaming to stretchable material, such as swimming ware and sport ware	Light	FS703P-G2C	Double edge	With groove of presser foot (shallow)
Joining shoulders of T-shirt and underwear, Sewing files of briefs	Light to medium	FS703P-G3	Double edge	With groove of presser foot (middle)
Joining crotches of briefs (with a tape binding operation on the leg openings without braided elastic inserts), Sewing flies of boxer briefs, Joining crotches of panties	Medium to heavy	FS703P-G4	Double edge	With groove of presser foot (deep)
Joining crotches of briefs (with a tape binding operation on the leg openings without braided elastic inserts)	Medium to heavy	FS703AP-G4	Double edge	With step of needle plate (1.0 mm) With groove of presser foot (deep)
Joining crotches of briefs (with a tape binding operation on the leg openings with braided elastic inserts), Side seaming of wet suits	Heavy	FS703BP-G4	Double edge	With step of needle plate (1.5 mm) With groove of presser foot (deep)
Joining crotches of briefs (with a tape binding operation on the leg openings without braided elastic inserts), Sewing files of boxer briefs, Joining crotches of panties	Light to medium	FS713P-G0	Double edge	With groove of presser foot (shallow)
Joining crotches of briefs (with a tape binding operation on the leg openings without braided elastic inserts)	Medium to heavy	FS713AP-G0	Double edge	With step of needle plate (1.0 mm) With groove of presser foot (shallow)

※Both the FS713P-G0 and the FS713AP-G0 include the exclusive presser foot that helps the machine feed the fabric excellently. ※When selecting a machine, check the fabric weight for each machine type applicable to your sewn products.

## Ordering information

FS7 0 3 A P - G2 x 4 52 / PLOO / PD23

- |   |  |   |
|---|--|---|
| 1 Length of presser foot<br>0: 38mm<br>1: 48.5mm  | 4 Groove of presser foot<br>G0 : No groove<br>G1 : 1.5mm<br>G2 : 1.0mm<br>G2B: 1.5mm·Special shape<br>G2C: 1.3mm·Special shape<br>G3 : 3.3mm<br>G4 : 4.0mm | 6 Needle space<br>52: 5.2mm<br>60: 6.0mm                            |
| 2 Trimming<br>1: Single<br>3: Double  | 5 No. of needle<br>4: 4 needles  | 7 Devices<br>PLOO: Presser foot lifter<br>KHOO: Thread chain cutter |
| 3 Shape of presser foot<br>A: Step of presser foot 1mm<br>B: Step of presser foot 1.5mm<br>T: For attach tape operation |  | 8 Installation<br>PD23: Table mount                                 |

## FS700P Series Common specifications

No. of needles : 4 needles  
No. of threads : 6 threads  
Needle space : 5.2mm / 6.0mm  
Main feed dog movement amount : 1.3mm - 2.5mm  
Diff. Feed ratio : 1:0.7 - 1:1.5  
Presser foot lift : Up to 5.5mm  
Max.machine speed : 4,200rpm

※Details of the specifications vary according to each subclass and sewing conditions.



"MP" is a registered trademark or a trademark of Pegasus Sewing Machine Mfg. Co., Ltd. in Japan.



# PEGASUS®

PEGASUS SEWING MACHINE MFG. CO., LTD.

5-7-2 Sagisu Fukushima-ku, Osaka 553-0002 Japan  
TEL : +81-6-6458-4739 / FAX : +81-6-6454-8785  
URL : <http://www.pegasus.co.jp>

\* The specification and/ or appearances of the equipment described in this catalog is subject to change without previous notice.